

RILEY

Bedroom Collection



Customize Your Stuart David Handcrafted Bedroom:

1 NORTH AMERICAN

HARDWOODS:

- AK - RUSTIC ALDER
- BEC - BEECH
- CHY - CHERRY
- CK - RUSTIC CHERRY
- HK - RUSTIC HICKORY
- MAP - MAPLE
- OAK - RED OAK
- OK - RUSTIC WHITE OAK
- QS - QUARTERSAWN WHITE OAK
- WAL - AMERICAN WALNUT

2 OVER 100
DESIGNER FINISHES

3 SIZE

CUSTOM SIZE
MODIFICATIONS
AVAILABLE WITH
QUOTE REQUEST

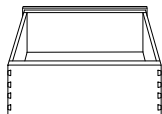
4 ARTISAN
HARDWARE*

5 OPTIONS*

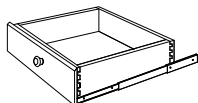
- O-1SIDE - 1 SIDE OF DRAWERS
- O-ABR - ADJUSTABLE BED
- O-TFL - EXTRA LONG TWIN OR FULL
- O-PDECK - PLATFORM DECK
- O-SCDRW - SOFT CLOSE DRAWERS

* See price list for exclusions & current selections

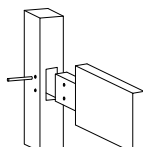
Standard Features:



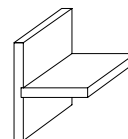
- All wood drawers assembled with dovetail joints for strength.
- Drawer interiors are smoothly sanded and lacquer-sealed.



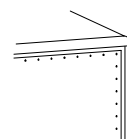
- Drawers suspended with heavy duty full extension guides allowing for effortless opening and closing.



- Tenons are a key element of construction. A board's end is cut off for insertion into a mortise. Tenons are then secured with wood pins.



- Permanent joint construction. We use a variety of joint construction methods that are time tested to ensure life long durability and strength.



- Case backs (1/4" thick) with recessed back panels.

RILEY

Bedroom Collection

Stuart David
Home Furnishings


WOODS: AK • CHY • CK • HK
MAP • OAK • OK • QS • WAL



BN-51(O)-[RYB]
1 Drawer Nightstand w/ Shelf
24w 20d 28h



BN-51(R)-[RYB]
3 Drawer Nightstand
24w 20d 28h



BM-10-[RYB]
Mirror
42w 3d 40h



BC-80-[RYB]
4 Drawer Chest
37w 20d 44h



BD-50-[RYB]
9 Drawer Dresser
61w 20d 37h



3CS-RYB
Riley Bed



3VS-RYB
Riley Bed with Storage

Headboard Height 54"
Footboard Height 23"

Headboard Height 54"
Footboard Height 23"

Care Instructions

Those who select Stuart's Furniture enjoy years of beautiful use with minimal care. Maintain the beauty of the finish by protecting it from wear, spots, spills and by keeping it clean and dust free. Dust regularly, rubbing in the direction of the wood grain with a lint-free, absorbent cloth moistened by a few drops of furniture polish to keep this furniture looking its best. Avoid exposure to strong sunlight, which causes discoloration. Lift objects carefully; avoid dragging them over the wood surface. Avoid extreme heat and cold. Do not use polish remover, hair spray or perfume near the furniture, as this may damage the finish. Rubber or plastic products can sometimes cause a chemical reaction, which may deteriorate the finish. Do not use products containing silicone.