



Sierra Vista Bedroom



It's all about choice: 1 Type of wood 2 Finish 3 Size 4 Hardware

Fine Hardwoods Available

- AK** - Rustic Alder
- BEC** - Beech
- CHY** - Cherry
- CK** - Rustic Cherry
- HK** - Rustic Hickory
- MAP** - Maple
- OAK** - Red Oak
- OK** - Rustic White Oak
- QS** - Quartersawn White Oak
- WAL** - Walnut

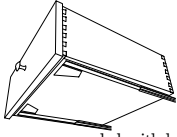
Collection Features

- Dovetailed, Solid Wood Drawers
 - Soft Close, Under-mount
- Permanent Joint Construction

Adjustable Bed Rail Option

- O-ABR** - Adds 3" to Rail Length

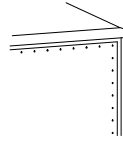
Construction Features



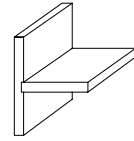
• Drawers suspended with heavy duty undermount **full extension soft-close** guides allowing for effortless opening and closing.



• All wood drawers assembled with dovetail joints for strength.
• Drawer interiors are smoothly sanded and lacquer-sealed.



• Case backs (1/4" thick) with recessed back panels.



• Permanent joint construction. We use a variety of joint construction methods that are time tested to ensure life long durability and strength.

Chests




BC-00-[SV]
5 Drawer Chest
39w 19d 53h



BC-09-[SV]
3 Drawer w/ Doors & 1 Shelf Chest
36w 19d 63h



BC-09D-[SV]
6 Drawer Chest
36w 19d 63h



BC-77-[SV]
5 Drawer Lingerie Chest
27w 19d 54h



BC-27-[SV]
Master Chest
8 Drawers, 2 Doors w/ 6 Shelves
65w 19d 62h



BC-96D-[SV]
Master Chest
12 Drawers, Door w/ 2 Shelves
52w 19d 62h

Bench Chests



BC-98-[SV]
Lift Top Cedar Chest
48w 19d 24h



BC-89-[SV]
2 Drawer Bench Chest
48w 19d 24h